



Technical Data

Motion 500 M

Description

- Appropriate for moderate to severe hearing losses.
- Highly flexible, 12 channel digital signal processing and programming.

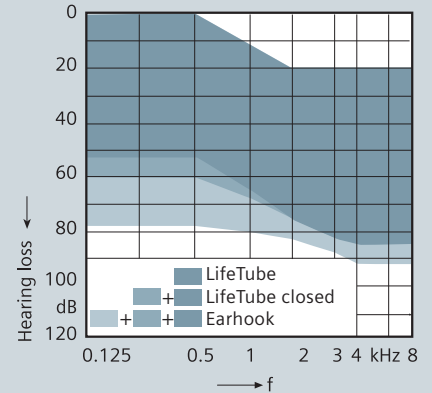
Audiological features

- 12 Channel AGC-I and AGC-O system
- Automatic and multi channel adaptive directional microphone system
- SoundSmoothing™ transient noise reduction
- Speech and Noise Management
- FeedbackBlocker™
- Binaural synchronization with e2e wireless 2.0
- DataLearning™
- eWindScreen™, wind noise reduction system

Standard Features

- Push Button for program selection with alert tones for program change
- Autophone™
- Telecoil
- Digital Audio Input
- Battery compartment with on/off function and battery compartment lock
- Nanocoated housing

Fitting Range



Accessories

- Charger
- Tek™ wireless enhancement system
- ProPocket™ remote control
- ePen™ remote control
- Compatible with ConnexxLink™ (wireless programming system)

Data Sheet

www.siemens.com/hearing

SIEMENS

Motion 500 M · Technical Data

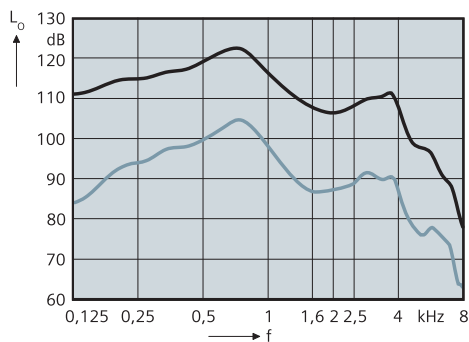
	Earhook		S-LifeTube	
	2 ccm coupler	Ear simulator	2 ccm coupler	Ear simulator
	Standard ANSI S3.22-2003; IEC 60118-7:2005	IEC 118-0/A1	Standard ANSI S3.22-2003; IEC 60118-7:2005	IEC 118-0/A1
Output Sound Pressure Level				
at 1.6 kHz	–	130 dB	–	117 dB
Peak	124 dB	132 dB	123 dB	127 dB
HFA ¹ -OSPL 90	121 dB	–	111 dB	–
Gain				
Full-on Gain (FOG) at 1.6 kHz	–	52 dB	–	47 dB
Full-on Gain (Peak)	55 dB	65 dB	55 dB	60 dB
HFA-FOG	47 dB	–	40 dB	–
Reference Test Gain	44 dB	45 dB	34 dB	40 dB
Frequency Range (DIN 45605*)				
Low frequency limit	<100 Hz	<100 Hz*	<100 Hz	<100 Hz*
High frequency limit	7000 Hz	7500 Hz*	7100 Hz	7300 Hz*
Total Harmonic Distortion				
500 Hz	4 %	2 %	1 %	1 %
800 Hz	3 %	2 %	1 %	1 %
1600 Hz	1 %	1 %	1 %	1 %
Equivalent Input Noise	17 dB	17 dB	17 dB	19 dB
Inductive Coil Sensitivity				
MASL ² (HFA-MASL*) (1mA/m)	78 dB*	84 dB	71 dB*	76 dB
HFA SPLITS ³ (left/right)	105/102 dB	–	95/92 dB	–
RSETS ⁴ (left/right)	1/-2 dB	–	1/-2 dB	–
AGC-O (fully activated)				
Attack time	5 ms	–	5 ms	–
Release time	600 ms	–	600 ms	–
Battery-Type 13				
Battery Voltage	1.3 V	1.3 V	1.3 V	1.3 V
Battery current drain	1.0 mA	0.8 mA	1.1 mA	0.8 mA
Battery life (Cell Zinc Air)	~220 h	~220 h	~200 h	~200 h
IRIL⁵ IEC 118-13:2004 (bystander)				
800-960 MHz				-9 dB
1400-2000 MHz				-12 dB
AI-DI⁶				3.7

¹HFA= High Frequency Average ²MASL= Magneto Acoustical Sensitivity Level ³SPLITS=Coupler SPL for an Inductive Telephone Simulator

⁴RSETS=Relative Simulated Equivalent Telephone Sensitivity ⁵IRIL=Input Related Interference Level ⁶AI-DI=Articulation Index - Weighted Directivity Index

Motion 500 M · Basic Data (S-LifeTube™)

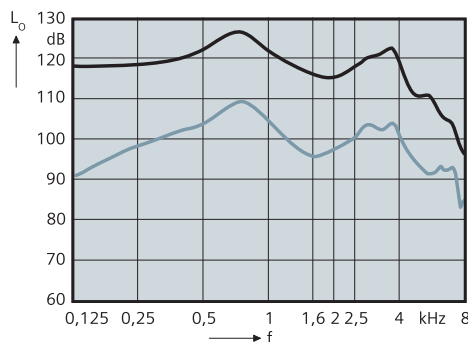
2 ccm coupler



Output Sound Pressure Level
($L_i = 90$ dB)
IEC 60118-7:2005;
ANSI S3.22-2003

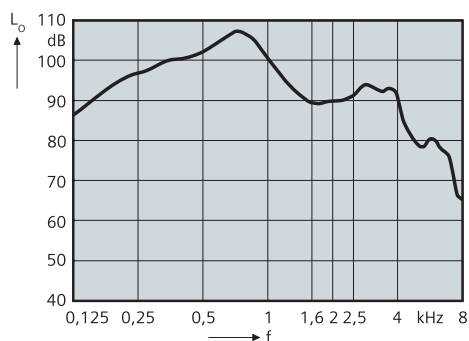
Full on Gain
($L_i = 50$ dB)
IEC 60118-7:2005;
ANSI S3.22-2003

Ear simulator

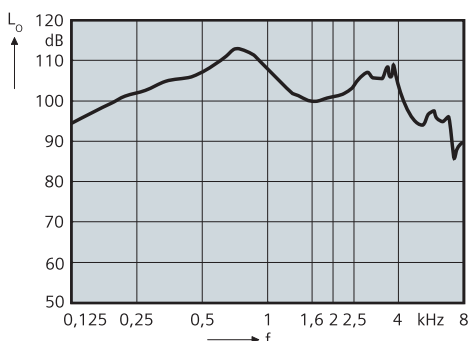


Output Sound Pressure Level
($L_i = 90$ dB)
IEC 118-0/A1

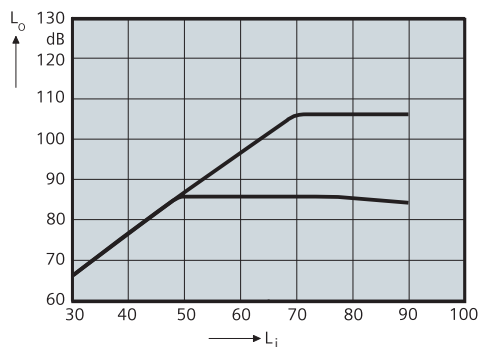
Full on Gain
($L_i = 50$ dB)
IEC 118-0/A1



Frequency Response
($L_i = 60$ dB)
IEC 60118-7:2005;
ANSI S3.22-2003

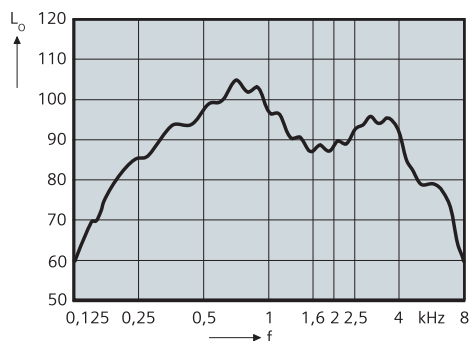


Basic Acoustic Response ($L_i = 60$ dB)
IEC 118-0/A1

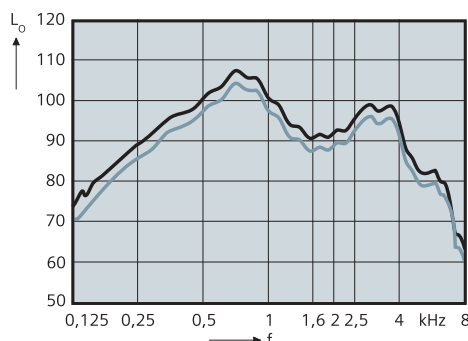


Effect of MPO
(FOG, $f=2$ kHz)
IEC 60118-7:2005;
ANSI S3.22-2003

Inductive Response



Inductive Response
($H = 10$ mA/m)
IEC 60118-7:2005;

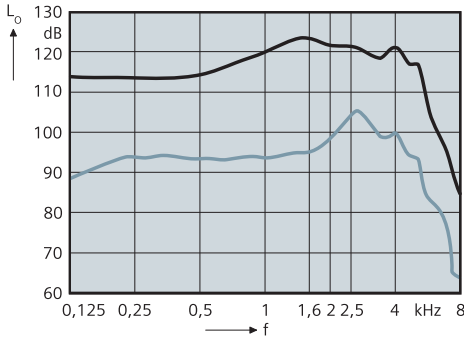


SPLITS curve right
($H = 31.6$ mA/m)
ANSI S3.22-2003

SPLITS curve left
($H = 31.6$ mA/m)
ANSI S3.22-2003

Motion 500 M · Basic Data (Standard Earhook)

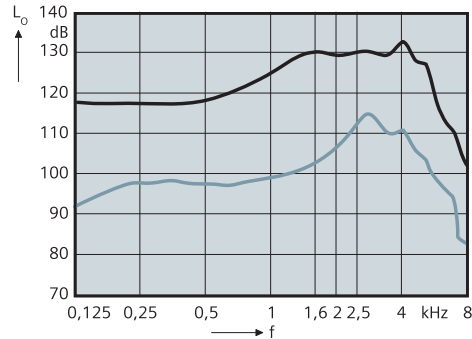
2 ccm coupler



Output Sound Pressure Level
($L_i = 90$ dB)
IEC 60118-7:2005;
ANSI S3.22-2003

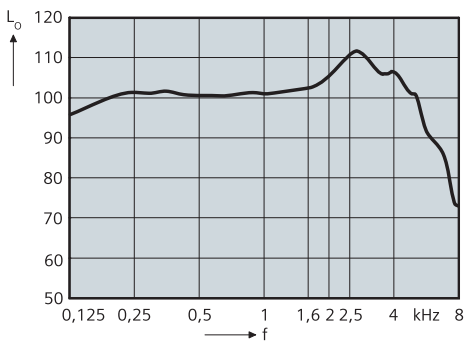
Full on Gain
($L_i = 50$ dB)
IEC 60118-7:2005;
ANSI S3.22-2003

Ear simulator

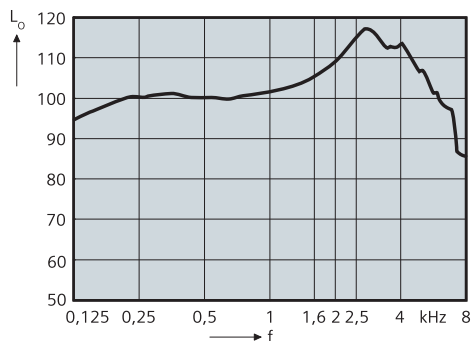


Output Sound Pressure Level
($L_i = 90$ dB)
IEC 118-0/A1

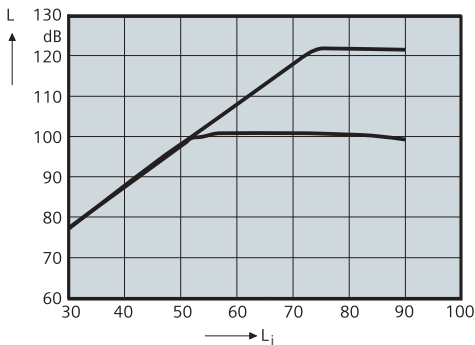
Full on Gain
($L_i = 50$ dB)
IEC 118-0/A1



Frequency Response
($L_i = 60$ dB)
IEC 60118-7:2005;
ANSI S3.22-2003

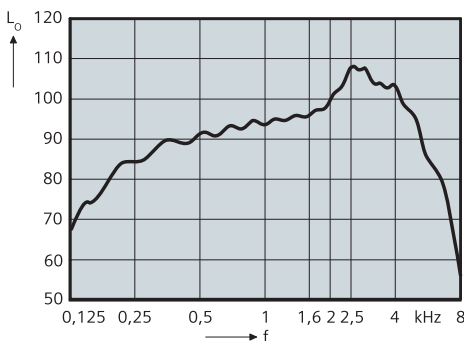


Basic Acoustic Response ($L_i = 60$ dB)
IEC 118-0/A1

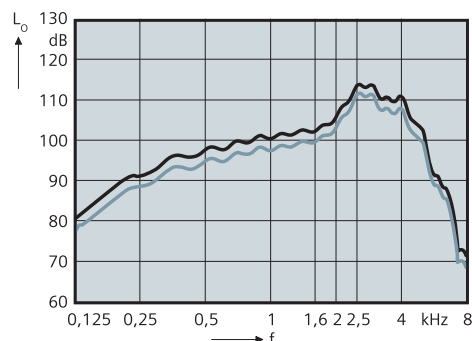


Effect of MPO
(FOG, $f=2$ kHz)
IEC 60118-7:2005;
ANSI S3.22-2003

Inductive Response



Inductive Response
($H = 10$ mA/m)
IEC 60118-7:2005;



SPLITs curve right
($H = 31.6$ mA/m)
ANSI S3.22-2003

SPLITs curve left
($H = 31.6$ mA/m)
ANSI S3.22-2003

Motion 500 M · Order numbers

Motion 500 M

- beige (1) _____ 104 184 41
- granite (2) _____ 104 184 43
- grey (3) _____ 104 184 44
- brown (4) _____ 104 184 42
- black (5) _____ 104 184 45
- silver (6) _____ 104 184 46
- pearl white (7) _____ 104 184 47
- snow white (8) _____ 104 184 52
- dark slate (9) _____ 104 184 51
- blue (23) _____ 104 202 09
- yellow (25) _____ 104 202 08
- golden blonde (30) _____ 104 184 48
- sandy brown (31) _____ 104 184 50
- chestnut (32) _____ 104 184 49

Accessories



- Type plate set Motion 500 M
Order number: 104 187 07
- Eyeglass adapter, transparent
Order number: 104 184 03
- Earhook
Order number: 104 184 04
- Audio shoe transparent (F5)
Order number: 072 204 24
- Audio shoe transparent (L5)
Order number: 100 548 30
- AutoPhone magnet
Order number: 101 471 71
- Tek™ Connect remote control
Order number: 104 172 68
- ProPocket™, remote control
Order number: 104 172 40
- ePen™ remote control
Order number: 104 172 42
- S-Life Tube Fitting Set
Order number: 102 969 92
- Motion Charger
Order number: 104 196 48

WARNING! Choking hazard posed by small parts. Infants, small children and persons of mental incapacity must not wear the hearing instrument without appropriate supervision.

The information in this document contains general descriptions of the technical options available, which do not always have to be present in individual cases and are subject to change without prior notice.

The required features should therefore be specified in each individual case at the time of conclusion of the respective contract.

Find the current issue of this document under:
<http://factsandfigures.hearing-siemens.com>

© 09.2008 SB, Siemens AG
Order No. A91SAT-00631-99T4-7600
Printed in Germany

www.siemens.com/hearing

Siemens
Audiologische Technik GmbH
Gebbertstraße 125
91058 Erlangen
Germany
Phone +49 9131 308 0