

# Technical Data

## ARTIS 2 Custom



### Description

- Programmable custom instruments with e2e wireless™ and DataLearning™ technology
- Optimized solution for binaural fittings because of synchronized programs, volume and signal processing
- For mild to moderate hearing losses
- Automatic and adaptive feedback cancellation
- Automatic situation detection including music detection
- Adaptive noise reduction and speech enhancement in 12 channels
- eWindScreen™, wind noise reduction system on directional models
- Up to 4 programs
- Alerting tones for low battery voltage
- Professional and efficient fitting with new workflow oriented CONNEX™ software

Technical Data

[www.siemens.com/hearing](http://www.siemens.com/hearing)

**SIEMENS**

# ARTIS 2 Custom Standard Technical Data

	CIC		CS/MC		CT/ITC/HS		IT/ITE		
	113/40	113/47	113/40	113/47	113/40	118/45	118/50	123/55	123/60
<b>Ear simulator IEC 118-0</b>									
OSPL <sup>1</sup> 90/FOG <sup>2</sup> Peak [dB]	123/50	123/57	123/50	122/57	124/50	129/55	130/61	132/64	131/70
OSPL 90/FOG / RTF <sup>3</sup> 2.5 kHz [dB]	122/49	120/55	122/47	120/55	123/47	127/52	128/58	131/63	131/64
<b>2 ccm coupler IEC 118-7/A1</b>									
OSPL 90/FOG / Peak [dB]	113/40	113/47	113/40	113/47	113/40	118/45	118/50	123/55	123/60
OSPL 90/FOG/RTF 2.5 kHz [dB]	111/39	111/45	112/40	111/45	111/40	118/44	118/49	119/50	119/55
<b>2 ccm coupler IEC 60118-7:2005 ANSI S3.22-2003</b>									
OSPL 90/FOG Peak [dB]	113/40	113/47	113/40	113/47	113/40	118/45	118/50	123/55	123/60
HFA <sup>4</sup> -OSPL 90/HFA-FOG [dB]	110/30	110/43	110/35	109/42	110/35	114/39	115/44	118/50	118/53
<b>Battery</b>									
Battery type	10 A	10 A	10 A	10 A	312/10A	312/10A	13/312	13/312	13/312
Battery current IEC 118-7:2005/ ANSI S3.22-2003	0.9 mA	0.9 mA	0.9 mA	0.9 mA	0.9 mA	1.0 mA	1.0 mA	1.0 mA	1.0 mA
Battery life time	~ 70 h	~ 70 h	~ 70 h	~ 70 h	~140 h/ ~ 70 h	~120 h/ ~ 60 h	~220 h/ ~120 h	~220 h/ ~120 h	~220 h/ ~120 h
<b>Options</b>									
Dir Mic (AI-DI <sup>5</sup> )	No	No	3.8	3.8	5.1	5.1	5.1	5.2	5.1
Volume Control	No	No	Yes	Yes	Yes	Yes	Yes	Yes	Yes
AutoPhone™/T-Coil	No/No	No/No	No/Yes	No/Yes	Yes/Yes	Yes/Yes	Yes/Yes	Yes/Yes	Yes/Yes
Push Button/Programs	No	No	Yes	Yes	Yes	Yes	Yes	Yes	Yes
Wax guard C-Guard	Yes	Yes	Yes	Yes	Yes	Yes	Yes	Yes	Yes

<sup>1</sup>OSPL = Output Sound Pressure Level in dB SPL;

<sup>2</sup>FOG = Full-on Gain in dB;

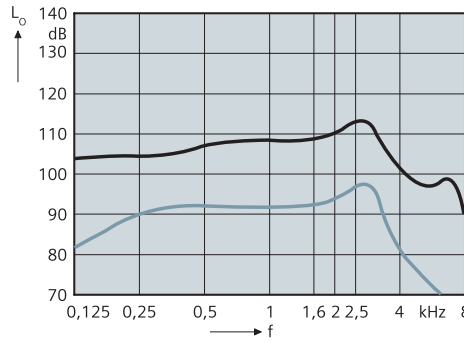
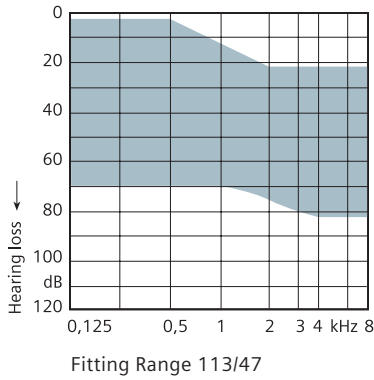
<sup>3</sup>RTF = Reference Test Frequency;

<sup>4</sup>HFA = High Frequency Average;

<sup>5</sup>AI-DI = Articulation Index – Weighted Directivity Index

# ARTIS 2 Custom CIC Basic Data

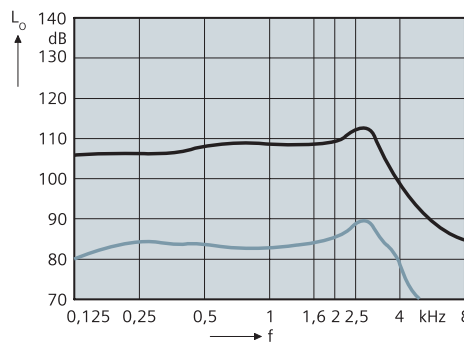
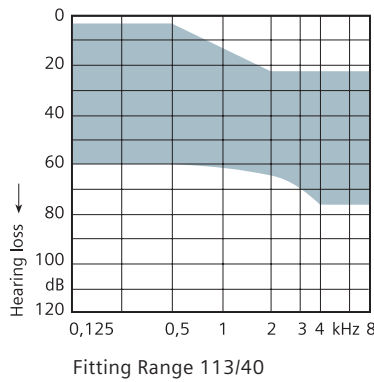
## CIC 113/47



Output Sound Pressure Level  
( $L_i = 90$  dB)  
IEC 118-7/A1;  
IEC 60118-7:2005;  
ANSI S3.22-2003

Full on Gain  
( $L_i = 50$  dB)  
IEC 118-7/A1;  
IEC 60118-7:2005;  
ANSI S3.22-2003

## CIC 113/40

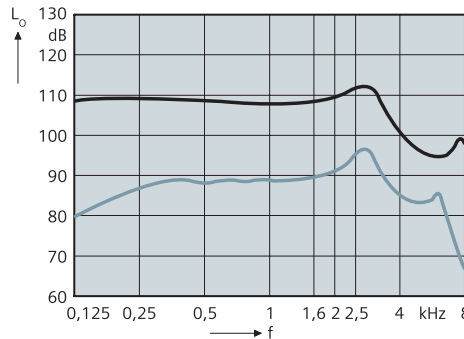
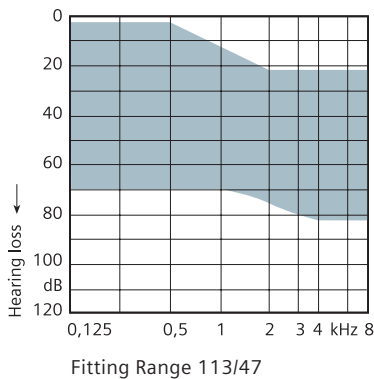


Output Sound Pressure Level  
( $L_i = 90$  dB)  
IEC 118-7/A1;  
IEC 60118-7:2005;  
ANSI S3.22-2003

Full on Gain  
( $L_i = 50$  dB)  
IEC 118-7/A1;  
IEC 60118-7:2005;  
ANSI S3.22-2003

# ARTIS Custom CS Basic Data

## CS 113/47

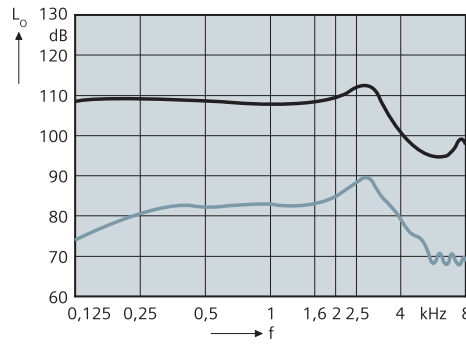
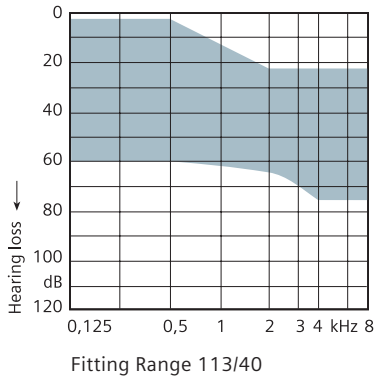


Output Sound Pressure Level  
( $L_i = 90$  dB)  
IEC 118-7/A1;  
IEC 60118-7:2005;  
ANSI S3.22-2003

Full on Gain  
( $L_i = 50$  dB)  
IEC 118-7/A1;  
IEC 60118-7:2005;  
ANSI S3.22-2003

# ARTIS 2 Custom CS Basic Data

## CS 113/40

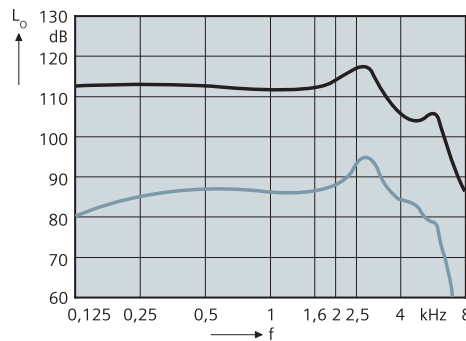
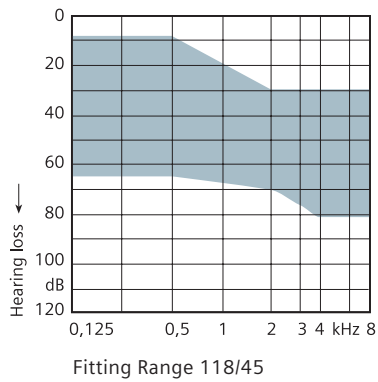


Output Sound Pressure Level  
(Li = 90 dB)  
IEC 118-7/A1;  
IEC 60118-7:2005;  
ANSI S3.22-2003

Full on Gain  
(Li = 50 dB)  
IEC 118-7/A1;  
IEC 60118-7:2005;  
ANSI S3.22-2003

# ARTIS 2 Custom CT Basic Data

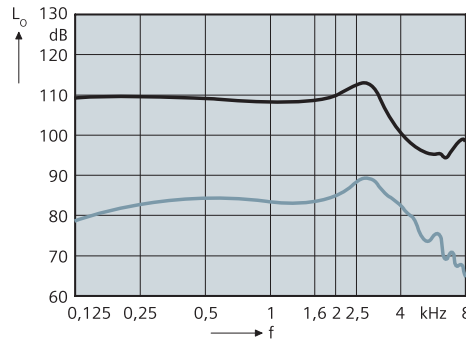
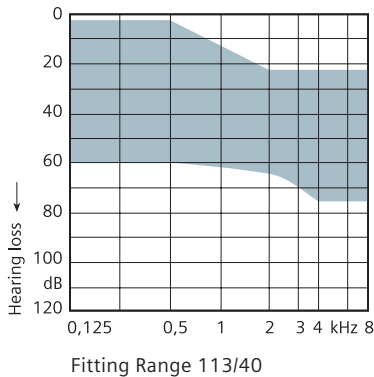
## CT 118/45



Output Sound Pressure Level  
(Li = 90 dB)  
IEC 118-7/A1;  
IEC 60118-7:2005;  
ANSI S3.22-2003

Full on Gain  
(Li = 50 dB)  
IEC 118-7/A1;  
IEC 60118-7:2005;  
ANSI S3.22-2003

## CT 113/40

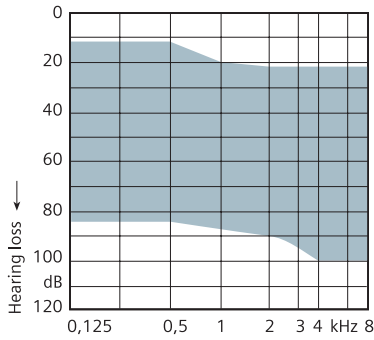


Output Sound Pressure Level  
(Li = 90 dB)  
IEC 118-7/A1;  
IEC 60118-7:2005;  
ANSI S3.22-2003

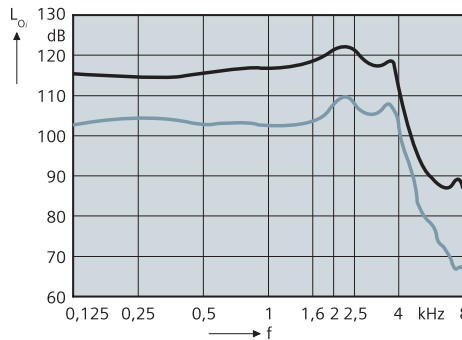
Full on Gain  
(Li = 50 dB)  
IEC 118-7/A1;  
IEC 60118-7:2005;  
ANSI S3.22-2003

# ARTIS 2 Custom IT Basic Data

## IT 123/60



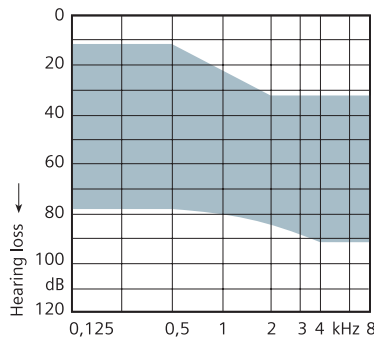
Fitting Range 123/60



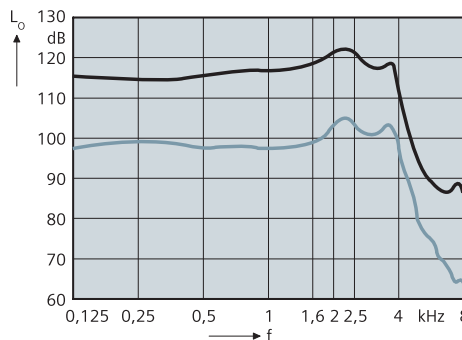
Output Sound Pressure Level  
( $L_i = 90$  dB)  
IEC 118-7/A1;  
IEC 60118-7:2005;  
ANSI S3.22-2003

Full on Gain  
( $L_i = 50$  dB)  
IEC 118-7/A1;  
IEC 60118-7:2005;  
ANSI S3.22-2003

## IT 123/55



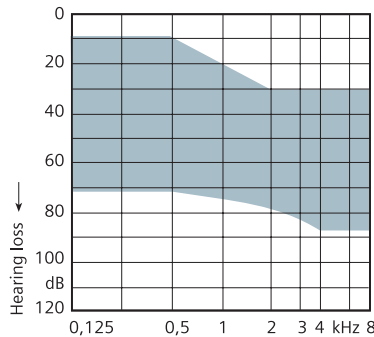
Fitting Range 123/55



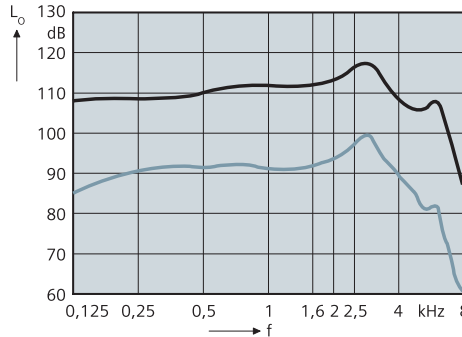
Output Sound Pressure Level  
( $L_i = 90$  dB)  
IEC 118-7/A1;  
IEC 60118-7:2005;  
ANSI S3.22-2003

Full on Gain  
( $L_i = 50$  dB)  
IEC 118-7/A1;  
IEC 60118-7:2005;  
ANSI S3.22-2003

## IT 118/50



Fitting Range 118/50



Output Sound Pressure Level  
( $L_i = 90$  dB)  
IEC 118-7/A1;  
IEC 60118-7:2005;  
ANSI S3.22-2003

Full on Gain  
( $L_i = 50$  dB)  
IEC 118-7/A1;  
IEC 60118-7:2005;  
ANSI S3.22-2003

## ARTIS 2 Custom ITE

### Options

- High performance directional microphone, automatic and multi-channel operation (IT/ITE, CT/ITC/HS and now on CS/MC)
- Volume control with optional alert tones for volume changes and volume limits (CIC only with optional ePocket™)
- AutoPhone™ function for automatic switching to telecoil or telephone program (except CIC)
- Push button for program selection with alert tones for program change (CIC only with optional ePocket™)
- Programmable ON/OFF function for push button

### Accessories

- ePocket™, bi-directional remote control with read out function

The information in this document contains general descriptions of the technical options available, which do not always have to be present in individual cases and are subject to change without prior notice.

The required features should therefore be specified in each individual case at the time of conclusion of the respective contract.

© 03.2007, Siemens AG · SB  
Order No. A91SAT-00165-99T2-7600  
Printed in Germany  
P U B L I C I S

[www.siemens.com/hearing](http://www.siemens.com/hearing)

Siemens  
Audiologische Technik GmbH  
Gebbertstraße 125  
91058 Erlangen  
Germany  
Phone +49 9131 308 0